




# Scores

## GRANULES INDIA LIMITED




2025

### Overall scores

Score visibility	 Climate change	 Forests	 Water security
Private			
If you were requested by any Supply Chain members or Capital Markets Signatories, they can see these scores.	<b>A</b>	<b>B-</b>	<b>B</b>
Public			
Visible on your organization's profile on the CDP website.	<b>A</b>	<b>B-</b>	<b>B</b>

### Category scores

Category scores are combined to produce your overall score. Some categories have a higher weighting than others to reflect their importance, which varies depending on your sector. Not all categories are relevant to every environmental issue. [View scores guidance.](#)

Category name	 Climate change	 Forests	 Water security
Business Strategy	A	-	B-
Commodity Visibility and Reporting	-	A-	-
Context	A	-	-
DCF Status	-	C	-
Dependencies, Impacts, Risks and Opportunities Process	A	B	C
Emissions Reduction Initiatives	-	-	-
Emissions Reduction Initiatives and Low Carbon Products	C	-	-
Energy	B	-	-
Engagement in Activities and Initiatives	-	C	-
Environmental Policies	A	C	C-
Governance	A-	B-	A-

Opportunity Disclosure	A	B-	B-
Portfolio Impact	-	-	-
Pricing Environmental Externalities	A	-	-
Public Policy Engagement and Industry Collaboration	A-	B	C
Risk Disclosure	A	C-	B-
Scope 1 and 2 Emissions	B	-	-
Scope 1, 2 and 3 Emissions	-	-	-
Scope 3 Emissions	B	-	-
Targets	A	C-	B-
Value Chain Engagement	A-	B	A-
Verification (Incl. Emissions)	A	-	-
Water Accounting	-	-	A
Water Pollution Management Procedures	-	-	B

## Commodity scores

Commodities scores are based on your Forests disclosure. You receive a score for all commodities you disclosed on. [View scoring materials.](#)

Category name	Score
Cattle	C
Palm oil	C
Soy	-
Timber	C